


**INSTALLATION TIME ESTIMATED : 1 HOUR**
**FIAT ALFA ROMEO  
LANCIA**
**CANBUS 2 WIRES  
PROTOCOL**
**PLUG AND PLAY  
CBL059FIDB21**


FIAT	Year	OEM Radio
500	2016 >	UCONNECT
500L	2014 >	UCONNECT
Panda	2013 >	UCONNECT
Doblò	2016->	UCONNECT
DUCATO	2014->	UCONNECT
ALFA ROMEO	Year	OEM Radio
Giulietta	2014->	UCONNECT
Mito	2014->	UCONNECT
LANCIA	Year	OEM Radio
Ypsilon	2016->	UCONNECT

**Connectors position: car radio compartment**

Behind the car radio there are radio OEM connectors.

**ANTENNA ADAPTERS**

Code: CBL054ANDB21

**ANTENNAS CONNECTION**


























**DAB ANTENNA  
SMB CONNECTION**















**CONNECT TO THE  
RADIO ANTENNA PLUG**

**CONNECT TO THE  
CAR ANTENNA CONNECTOR**

**NOTE**

PLEASE TUNE THE FM RADIO ON THE DEFAULT STATION AND STORE THE FREQUENCY 87.7 MHZ IN ONE OF FREE CHANNELS (I.E. POSITION 1). PLEASE POWER MEDIADAB HD: THE MODULE WILL START AND IT WILL ENABLE THE SCAN OPERATION, FOR WHICH IT NEEDS A FEW MINUTES. PLEASE MAKE SURE THAT THE CAR IS IN AN OPEN AREA AND THE DAB ANTENNA IS CONNECTED PROPERLY. ONCE THE SCANNER IS COMPLETE, IT WILL START TO PLAY THE FIRST DAB STATION AVAILABLE.

			<b>FIAT ALFA ROMEO LANCIA</b>	<b>CANBUS 2 WIRES PROTOCOL</b>	<b>PLUG AND PLAY CBL059FIDB21</b>
<b>QUICK MENU</b>					
ON  VOLUME SEQUENCE	    VOL+      VOL—      VOL+      VOL —				
OFF  VOLUME SEQUENCE	    VOL+      VOL—      VOL+      VOL — OR THROUGH THE MENU				
ENTER THE MENU  <b>SEQUENCE SEEK - SEEK + SEEK - SEEK</b>	   				
SCROLL THE MENU  SEEK KEYS	<b>PREVIOUS</b>   <b>NEXT</b>				
CONFIRM A SELECTION  PRESS MODE	<b>SHORT PRESS</b> 				
CHANNEL CHANGE  SEEK KEYS	<b>PREVIOUS</b>   <b>NEXT</b>				
CHANNEL FAVOURITE CHANGE	<b>PREVIOUS LONG</b>   <b>NEXT LONG</b>				
ADD FAVOURITE CHANNEL  VOLUME SEQUENCE	  VOL—      VOL+				
SCAN	<b>PLEASE PRESS MODE KEY 3 TIMES</b> 				

			<b>FIAT ALFA ROMEO LANCIA</b>	<b>CANBUS 2 WIRES PROTOCOL</b>	<b>PLUG AND PLAY CBL059FIDB21</b>
<b>QUICK MENU</b>					
ON  VOLUME SEQUENCE	    VOL+      VOL—      VOL+      VOL —				
OFF  VOLUME SEQUENCE	    VOL+      VOL—      VOL+      VOL — OR THROUGH THE MENU				
ENTER THE MENU  SEQUENCE SEEK - SEEK + SEEK - SEEK	   				
SCROLL THE MENU  SEEK KEYS	PREVIOUS   NEXT				
CONFIRM A SELECTION  SEQUENCE	 				
CHANNEL CHANGE  SEEK KEYS	PREVIOUS   NEXT				
CHANNEL FAVOURITE CHANGE	PREVIOUS LONG   NEXT LONG				
ADD FAVOURITE CHANNEL  VOLUME SEQUENCE	  VOL—      VOL+				
SCAN	<b>Through Menu</b>				